

SMW & HOWA POWER CHUCKS

WE SELL CHUCKS! & CYLINDERS



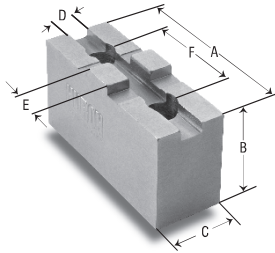
We Keep The World Turning!

MODEL: SMW KNCS & HOWA HO18M QUICK CHANGE

JAW LOCK: METRIC TONGUE & GROOVE & KEY BASE KAWS

SMW SOFT JAWS

AVAILABLE IN STEEL, ALUMINUM, OR SPECIAL



CHUCK SIZE	ORDER #	STANDARD HEIGHT			CRITICAL DIMENSIONS			
		A	B	C	D	E	F	THREAD SIZE
5 1/2	WAK140	2.717	1.50	.75	.315	.709	1.26	8MM
6-7	WAK175/160	3.346	1.50	1.00	.315	.709	1.26	8MM
8	WAK200	4.130	1.75	1.00	.394	.787	1.58	8MM
10-12 1/2	WAK250/315	4.920	2.00	1.25	.472	.787	1.58	12MM
16	WAK400	5.700	2.25	1.50	.472	1.024	2.13	12MM
20-25	WAK500/630	7.080	3.00	1.75	.709	1.181	2.36	16MM
		MEDIUM HIGH WIDE			CRITICAL DIMENSIONS			
5 1/2, 6, 7	WAKB140/160/175	2.48	1.50	1.50	.315	.709	1.26	8MM
8	WAKB200	2.75	1.50	1.75	.394	.787	1.58	8MM
10	WAKB250	3.54	2.25	2.50	.472	.787	1.58	12MM
12 1/2	WAKB315	3.54	2.33	3.25	.472	.787	1.58	12MM
16	WAKB400	3.93	3.00	3.00	.472	1.024	2.13	12MM
20	WAKB500	5.11	3.00	3.50	.709	1.181	2.36	16MM
25	WAKB630	5.90	3.00	4.00	.709	1.181	2.36	16MM

METRIC TONGUE & GROOVE SOFT JAWS are for minimum marring and can be bored and turned to suit any work piece.

POINTED SOFT JAWS are used for small diameter parts.

STEEL soft jaws are made from 1018 Cold Roll and can be case hardened. ALUMINUM soft jaws are made from 6061-T6 weldable.

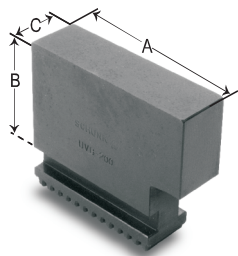
When ordering ALUMINUM SOFT JAWS

put an "A" before order # EX: AWAK250.

When ordering POINTED SOFT JAWS

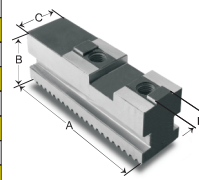
put a "P" after order # EX: WAK250P

SMW SOFT MONOBLOCK JAWS



CHUCK SIZE	ORDER #	A (mm)	B (mm)	C (mm)
140	UVB140	58	35	20
160	UVB160	65	35	20
175	UVB175	65	35	20
200	UVB200	77	40	22
250	UVB250	97	55	26
315	UVB315	118	56	32
400	UVB400	145	66	32
500	UVB500	175	77	45
630	UVB630	230	87	45


SMW GBK BASE JAWS



CHUCK SIZE	ORDER #	A (mm)	B (mm)	C (mm)	D (mm)
140	GBK140	56	30	20	8
160	GBK160	65	30	20	8
175	GBK175	65	30	20	8
200	GBK200	85	32	22	10
250	GBK250	104	40	26	12
315	GBK315	115	46	32	12
400	GBK400	125	46	32	12
500	GBK500	160	61	45	18
630	GBK630	200	61	45	18

HOWA SOFT JAWS

AVAILABLE IN STEEL, ALUMINUM, OR SPECIAL



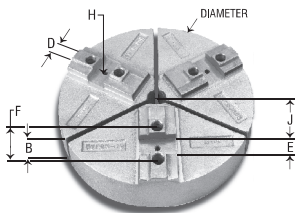
CHUCK SIZE	ORDER #	STANDARD HEIGHT				EXTRA HIGH				CRITICAL DIMENSIONS			
		A	B	C	J	ORDER #	B	D	E	F	SCREW SIZE		
8	HO18M8P	3.94	1.50	1.25	1.027	HO18M8EHP	4.00	.551	.630	1.259	M10		
10	HO18M10P	4.33	1.75	1.25	1.180	HO18M10EHP	4.00	.630	.630	1.339	M12		
12	HO18M12P	5.12	2.00	1.50	1.380	HO18M12EHP	4.00	.630	.787	1.575	M12		
15	HO18M15P	6.30	2.50	1.50	1.694	HO18M15EHP	4.00	.630	.984	2.165	M12		

SEMI-POINTED SOFT JAWS are used for small diameter parts. STEEL soft jaws are made from 1018 Cold Roll and can be case hardened. ALUMINUM soft jaws are made from 6061-T6 weldable.

When ordering ALUMINUM SOFT JAWS put an "A" before order # EX: AHO18M8P.

HOWA FULL GRIPS

AVAILABLE IN ALUMINUM, CAST IRON, STEEL OR SPECIAL



DIAM. CHUCK SIZE	ORDER #	STANDARD HEIGHT			EXTRA HIGH			CRITICAL DIMENSIONS			
		B	B*	J	ORDER #	B	B*	D	E	F	SCREW SIZE
8	AHO18M8FG	2.00	1.750	1.63	AHO18M8EHFG	4.00	3.250	.551	.630	1.26	M10
10	AHO18M10FG	2.00	1.750	2.04	AHO18M10EHFG	4.00	3.250	.630	.630	1.34	M12
12	AHO18M12FG	2.00	2.000	2.83	AHO18M12EHFG	4.00	3.500	.630	.787	1.58	M12
15	AHO18M15FG	2.50	2.125	3.65	AHO18M15EHFG	4.00	3.625	.630	.984	2.17	M12

FULL GRIPS are for thin wall and irregular shaped parts and can be machined to suit any work piece.

ALUMINUM full grips are made from SR319 Alloy weldable.

CAST IRON full grips are made from F/6 weldable gray class 30 with 30,000lbs. Tensile strength.

B* is the dimension for CAST IRON Full Grips.

When ordering CAST IRON FULL GRIPS

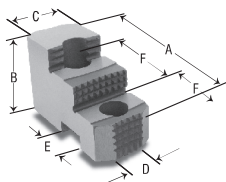
put a "C" before Order # EX: CHO18M8FG

When ordering STEEL FULL GRIPS

drop "A" OR "C" before order # EX: HO18M8FG.

HOWA HARD JAWS

AVAILABLE IN STEEL OR SPECIAL



CHUCK SIZE	ORDER #	STANDARD HEIGHT			EXTRA HIGH		CRITICAL DIMENSIONS			
		A	B	C	HEIGHT TO 1st STEP	HEIGHT TO 2nd STEP	D	E	F	SCREW SIZE
8	HO18M8RJ2S	3.979	2.25	1.25	1.000	1.625	.551	.630	1.259	M10
10	HO18M10RJ2S	4.360	2.25	1.25	1.000	1.656	.630	.630	1.339	M12
12	HO18M12RJ2S	4.714	3.00	1.50	1.250	2.125	.630	.787	1.575	M12
15	HO18M15RJ2S	6.071	3.02	1.50	1.209	2.020	.630	.984	2.165	M12

HARD JAWS are reversible for ID & OD gripping and are for first operation roughing.

HARD JAWS are made from 1018 case hardened to 56-58 rockwell .020 to .030 deep.