

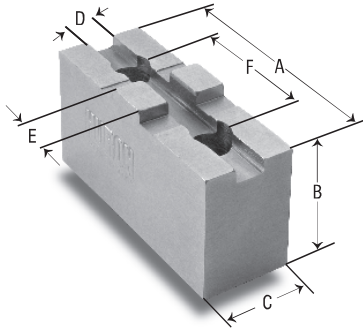
MEDIUM DUTY MANUAL CHUCKS

MODEL: Bergman, Bison, Buck, Cushman, Huron, PBA, Rohm
SCA, S-P, Warner & Swasey, Yuasa

JAW LOCK: Tongue & Groove

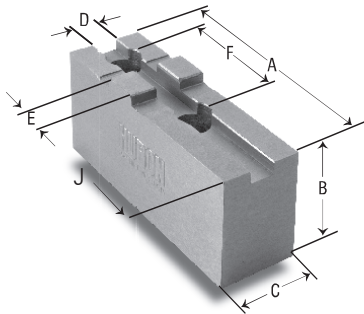
SOFT JAWS

AVAILABLE IN STEEL, ALUMINUM, OR SPECIAL



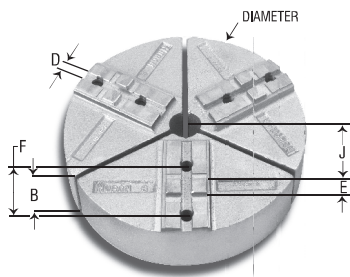
OFF SET SOFT JAWS

AVAILABLE IN STEEL, ALUMINUM, OR SPECIAL



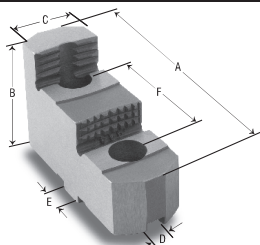
FULL GRIPS

AVAILABLE IN ALUMINUM, CAST IRON, STEEL OR SPECIAL



HARD JAWS

AVAILABLE IN STEEL OR SPECIAL



WE SELL CHUCKS!

& CYLINDERS



We Keep The World Turning!

CHUCK SIZE	S T E E L						CRITICAL DIMENSIONS			
	STANDARD HEIGHT			EXTRA HIGH			D	E	F	SCREW SIZE
	ORDER #	A	B	C	ORDER #	B				
5	5MSH	2.18	1.37	.75	5MEH	3.37	.31	.436	1.25	5/16
6	6MSH	2.81	1.37	1.00	6MEH	3.37	.31	.499	1.50	3/8
8	8MSH	3.31	1.87	1.25	8MEH	3.37	.31	.499	1.75	3/8
10	10MSH	3.94	1.87	1.50	10MEH	3.87	.501	.749	2.12	1/2
12	12MSH	4.50	2.12	1.75	12MEH	3.87	.501	.749	2.50	1/2
15	15MSH	5.18	2.25	1.75	15MEH	3.75	.501	.749	3.00	5/8
18 up	18MSH	5.18	2.75	2.25	18MEH	4.75	.501	.749	3.00	3/4

SOFT JAWS are for minimum marring and can be bored and turned to suit any work piece. STEEL soft jaws are made from 1018 Cold Roll and can be case hardened. ALUMINUM soft jaws are made from 6061-T6 weldable.

When ordering ALUMINUM SOFT JAWS put an "A" before order # EX: A6MSH.

CHUCK SIZE	S T E E L						CRITICAL DIMENSIONS				
	STANDARD HEIGHT				EXTRA HIGH		D	E	F	SCREW SIZE	
	ORDER #	A	B	C	J	ORDER #					B
6	6MSHO	3.25	1.37	1.00	1.810	6MEHO	3.37	.31	.499	1.50	3/8
8	8MSHO	3.75	1.87	1.25	2.198	8MEHO	3.37	.31	.499	1.75	3/8
10	10MSHO	4.62	1.87	1.50	2.625	10MEHO	3.87	.501	.749	2.12	1/2
12	12MSHO	5.37	2.12	1.75	3.120	12MEHO	3.87	.501	.749	2.50	1/2
15	15MSHO	6.25	2.25	1.75	3.620	15MEHO	3.75	.501	.749	3.00	5/8
18 up	18MSHO	6.37	2.75	2.25	3.750	18MEHO	4.75	.501	.749	3.00	3/4

OFFSET SOFT JAWS are for minimum marring and can be bored and turned to suit any work piece. POINTED OFFSET SOFT JAWS are used for small diameter parts. STEEL soft jaws are made from 1018 Cold Roll and can be case hardened. ALUMINUM soft jaws are made from 6061-T6 weldable.

When ordering ALUMINUM SOFT JAWS put an "A" before order # EX: A6MSHO. When ordering POINTED SOFT JAWS put a "P" after order # EX: 6MSHOP

CHUCK DIAM. SIZE	A L U M I N U M						CRITICAL DIMENSIONS				
	STANDARD HEIGHT			EXTRA HIGH			D	E	F	SCREW SIZE	
	ORDER #	B	B*	J	ORDER #	B					B*
6	A6MSHFG	2.00	1.75	1.50	A6MEHFG	4.00	2.75	.313	.499	1.50	3/8
8	A8MSHFG	2.00	1.75	2.25	A8MEHFG	4.00	3.25	.313	.499	1.75	3/8
10	A10MSHFG	2.00	1.75	2.75	A10MEHFG	4.00	3.25	.501	.749	2.12	1/2
12	A12MSHFG	2.00	2.00	3.50	A12MEHFG	4.00	3.50	.501	.749	2.50	1/2
15	A15MSHFG	2.50	2.13	4.50	A15MEHFG	4.00	3.63	.501	.749	3.00	5/8
18	A18MSHFG	2.00	2.13	5.00	A18MEHFG	4.00	3.63	.501	.749	3.00	3/4
21	A21MSHFG	2.00	2.13	7.13	A21MEHFG	4.00	3.63	.501	.749	3.00	3/4
24	A24MSHFG	2.00	2.50	7.13	A24MEHFG	4.00	4.00	.501	.749	3.00	3/4

FULL GRIPS are for thin wall and irregular shaped parts and can be machined to suit any work piece. ALUMINUM full grips are made from SR319 Alloy weldable. CAST IRON full grips are made from F/6 weldable gray class 30 with 30,000lbs. Tensile strength.

B* is the dimension for CAST IRON Full Grips. When ordering CAST IRON FULL GRIPS put a "C" before Order # EX: C6MSHFG. When ordering STEEL FULL GRIPS drop "A" OR "C" before order # EX: 6MSHFG.

CHUCK SIZE	S T E E L						CRITICAL DIMENSIONS			
	2-STEP			HEIGHT TO 1st STEP	HEIGHT TO 2nd STEP	D	E	F	SCREW SIZE	
	ORDER #	A	B							C
6	6MDRJ2S	3.25	1.50	1.00	.750	1.062	.313	.499	1.50	3/8
8	8MDRJ2S	3.56	1.87	1.25	.817	1.250	.313	.499	1.75	3/8
10	10MDRJ2S	3.79	2.37	1.75	1.000	1.685	.501	.749	2.13	1/2
12	12MDRJ2S	4.36	2.37	1.75	1.000	1.680	.501	.749	2.50	1/2
15 & up	15MDRJ2S	5.50	3.25	2.50	1.500	2.375	.501	.749	3.00	5/8

HARD JAWS are reversible for ID & OD gripping and are for first operation roughing. HARD JAWS are made from 1018 case hardened to 56-58 rockwell .020 to .030 deep.

Check us out on the NET!
www.huronmachine.com