


# STRONG POWER CHUCKS

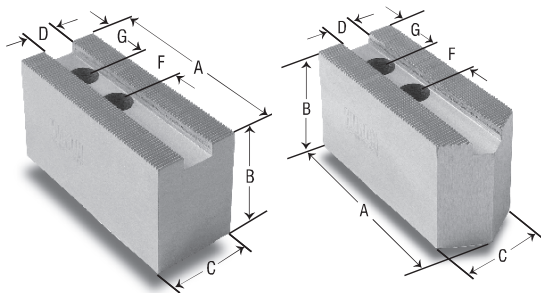
MODEL: N200, NT200, NIT200, NHT, V, VT, & VA

JAW LOCK: SERRATED 1.5mm X 60°



## SOFT JAWS

AVAILABLE IN STEEL, ALUMINUM, OR SPECIAL



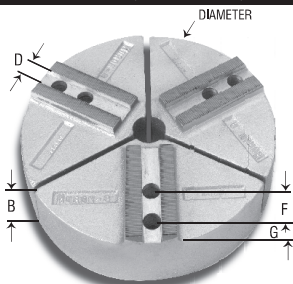
CHUCK SIZE	S T E E L						CRITICAL DIMENSIONS					
	STANDARD HEIGHT			MEDIUM HEIGHT		EXTRA HIGH		D	F	G	SCREW SIZE	
	ORDER #	A	B	C	ORDER #	B	ORDER #					B
4&5	KT4P	2.00	1.00	1.00	KT4MHP	2.00	KT4EHP	3.00	.394	.551	.450	M8
6	KT6	2.75	1.50	1.25	KT6MH	2.25	KT6EH	3.00	.473	.787	.590	M10
6	KT6PL	3.00	1.50	1.25	KT6MHPL	2.25	KT6EHPL	3.00	.473	.787	.590	M10
8	KT8	3.75	2.00	1.50	KT8MH	3.00	KT8EH	4.00	.551	.984	.750	M12
8	KT8PL	4.00	2.00	1.50	KT8MHPL	3.00	KT8EHPL	4.00	.551	.984	.750	M12
10	KT10	4.75	2.00	1.75	KT10MH	3.00	KT10EH	4.00	.630	1.181	1.165	M12
10	KT10PL	5.00	2.00	1.75	KT10MHPL	3.00	KT10EHPL	4.00	.630	1.181	1.165	M12
12	KT212	5.50	2.50	2.00	KT212MH	3.25	KT212EH	4.00	.830	1.181	.827	M16
12	KT212PL	6.00	2.50	2.00	KT212MHPL	3.25	KT212EHPL	4.00	.830	1.181	.827	M16
15	KT15F	5.75	2.50	2.50	KT15FMH	3.50	KT15FEH	4.00	.866	1.690	1.160	M20
15	KT15FPL	7.50	2.50	2.50	KT15FMHPL	3.50	KT15FEHPL	4.00	.866	1.690	1.160	M20

SOFT JAWS are for minimum marring and can be bored and turned to suit any work piece. POINTED SOFT JAWS are used for small diameter parts. STEEL soft jaws are made from 1018 Cold Roll and can be case hardened. ALUMINUM soft jaws are made from 6061-T6 weldable.

When ordering ALUMINUM SOFT JAWS put an "A" before order # EX: AKT12. When ordering POINTED SOFT JAWS put a "P" after order # EX:KT8P

## FULL GRIPS

AVAILABLE IN ALUMINUM, CAST IRON, STEEL OR SPECIAL



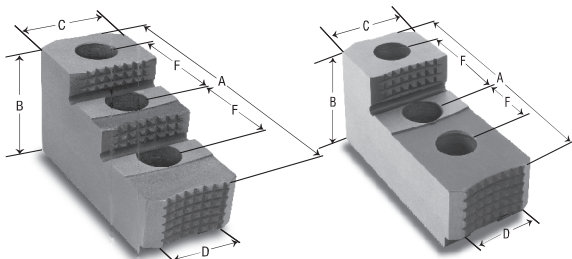
CHUCK DIAM. SIZE	A L U M I N U M						CRITICAL DIMENSIONS							
	STANDARD HEIGHT			MEDIUM HEIGHT			EXTRA HIGH			D	F	G	SCREW SIZE	
	ORDER #	B	B*	ORDER #	B	B*	ORDER #	B	B*					
4	4&5	AKT4FG	1.00	.750	AKT4MHFG	2.00	1.75	AKT4EHFG	3.00	2.75	.394	.551	.450	M8
6	6	AKT6FG	2.00	1.75	AKT6MHFG	3.00	2.25	AKT6EHFG	4.00	2.75	.473	.787	.590	M10
8	8	AKT8FG	2.00	1.75	AKT8MHFG	3.00	2.50	AKT8EHFG	4.00	3.25	.551	.984	.750	M12
10	10	AKT10FG	2.00	1.75	AKT10MHFG	3.00	2.50	AKT10EHFG	4.00	3.25	.630	1.181	1.165	M12
12	12	AKT212FG	2.00	2.00	AKT212MHFG	3.00	2.75	AKT212EHFG	4.00	3.50	.830	1.181	.827	M16
15	15	AKT15FG	2.50	2.13	AKT15FMHFG	3.25	3.00	AKT15FEHFG	4.00	3.63	.866	1.690	1.160	M20

FULL GRIPS are for thin wall and irregular shaped parts and can be machined to suit any work piece. ALUMINUM full grips are made from SR319 Alloy weldable. CAST IRON full grips are made from F/6 weldable gray class 30 with 30,000lbs. Tensile strength.

B\* is the dimension for CAST IRON Full Grips. When ordering CAST IRON FULL GRIPS put a "C" before Order # EX: CKT12FG. When ordering STEEL FULL GRIPS drop "A" OR "C" before order # EX: KT12FG.

## HARD JAWS

AVAILABLE IN STEEL OR SPECIAL

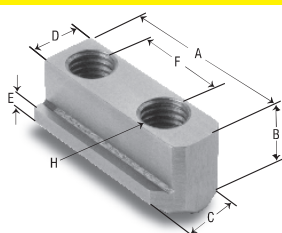


CHUCK SIZE	S T E E L								CRITICAL DIMENSIONS		
	1-STEP	2-STEP	1-STEP				HEIGHT TO 1st STEP	HEIGHT TO 2nd STEP	D	F	SCREW SIZE
	ORDER #	ORDER #	A	B	B	C					
4&5	KT4RJ	KT4RJ2S	2.086	1.082	1.082	1.00	.296	.689	.394	.551	M8
6	KT6RJ	KT6RJ2S	2.846	1.75	2.00	1.25	1.000	1.500	.473	.787	M10
8	KT8RJ	KT8RJ2S	3.802	2.00	2.50	1.50	1.250	1.875	.551	.984	M12
10	KT10RJ	KT10RJ2S	4.352	2.00	2.50	1.75	1.250	1.937	.630	1.181	M12
12	KT212RJ	KT212RJ2S	4.003	2.00	2.75	2.00	1.250	2.000	.830	1.181	M16
15	KT15FRJ	KT15FRJ2S	5.712	2.50	3.00	2.50	1.625	2.312	.866	1.690	M20

HARD JAWS are reversible for ID & OD gripping and are for first operation roughing. HARD JAWS are made from 1018 case hardened to 56-58 rockwell .020 to .030 deep.

For Immediate Assistance Call 1-800-327-8186  
VISA & Maser Card Accepted

## JAW NUTS



CHUCK SIZE	S T E E L						CRITICAL DIMENSIONS			
	ORDER #	A	B	C	D	E	F	H	THREAD SIZE	
4&5	KT205JN	1.030	.590	.590	.393	.216	.551	M8-1.25		
6	KT206JN	1.417	.728	.689	.473	.295	.787	M10-1.50		
8	KT208JN	1.842	.810	.810	.551	.335	.984	M12-1.75		
10	KT210JN	1.981	.846	.886	.630	.335	1.181	M12-1.75		
12	KT212JN	2.565	1.090	1.160	.825	.453	1.181	M16-2.00		
15	HOB15JN	3.149	1.550	1.318	.864	.648	1.690	M20-2.50		

JAW NUTS are for locating and positioning top jaws to the chuck's master jaw. JAW NUTS are made from 4140 Pre-Heat Treat to RC 28-32.

Check us out on the NET!!  
www.huronmachine.com